

**CO2 Microbial Contaminants**

Batch ID:	CO2-12NOV2019	Test ID:	5577146.048
Reported:	16-Dec-2019	Method:	Concentrate - Test Methods: TM05, TM06
Type:	Concentrate		
Test:	Microbial Contaminants		

**MICROBIAL CONTAMINANTS**


Contaminant	Result (CFU/g)*
<b>Total Aerobic Count**</b>	None Detected
<b>Total Coliforms**</b>	None Detected
<b>Total Yeast and Molds**</b>	None Detected
<b><i>E. coli</i></b>	None Detected
<b><i>Salmonella</i></b>	None Detected

\* CFU/g = Colony Forming Unit per Gram

\*\* Values recorded in scientific notation, a common microbial practice of expressing numbers that are too large to be conveniently written in decimal form.

Examples:  $10^2 = 100$  CFU  
 $10^3 = 1,000$  CFU  
 $10^4 = 10,000$  CFU  
 $10^5 = 100,000$  CFU

## NOTES:

Free from visual mold, mildew, and foreign matter  
TYM: None Detected  
Total Aerobic: None Detected  
Coliforms: None Detected**FINAL APPROVAL**  
Mara Miller  
16-Dec-2019  
5:32 PM  
David Green  
16-Dec-2019  
6:23 PM

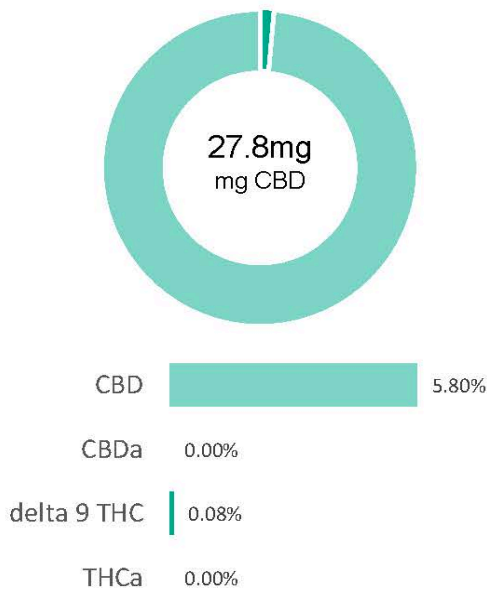
PREPARED BY / DATE

APPROVED BY / DATE

Testing results are based solely upon the sample submitted to Botanacor Services, LLC, in the condition it was received. Botanacor Services, LLC warrants that all analytical work is conducted professionally in accordance with all applicable standard laboratory practices using validated methods. Data was generated using an unbroken chain of comparison to NIST traceable Reference Standards and Certified Reference Materials. This report may not be reproduced, except in full, without the written approval of Botanacor Services, LLC.

**MycoSkin 20mg Lavender**

<b>Batch ID:</b>	blend 0903	<b>Test ID:</b>	3107420.0037
<b>Reported:</b>	10-Sep-2019	<b>Method:</b>	TM14
<b>Type:</b>	Unit		
<b>Test:</b>	Potency		

**CANNABINOID PROFILE**


Compound	LOQ (mg)	Result (mg)	Result (mg/g)
Delta 9-Tetrahydrocannabinolic acid (THCA-A)	0.21	0.00	0.0
Delta 9-Tetrahydrocannabinol (Delta 9THC)	0.11	0.40	0.8
Cannabidiolic acid (CBDA)	0.39	0.00	0.0
Cannabidiol (CBD)	0.22	27.80	58.0
Delta 8-Tetrahydrocannabinol (Delta 8THC)	0.12	0.00	0.0
Cannabinolic Acid (CBNA)	0.29	0.00	0.0
Cannabinol (CBN)	0.13	0.30	0.6
Cannabigerolic acid (CBGA)	0.18	0.00	0.0
Cannabigerol (CBG)	0.10	0.60	1.3
Tetrahydrocannabivarinic Acid (THCVA)	0.18	0.00	0.0
Tetrahydrocannabivarin (THCV)	0.09	0.00	0.0
Cannabidivarinic Acid (CBDVA)	0.36	0.00	0.0
Cannabidivarin (CBDV)	0.20	0.00	0.0
Cannabichromenic Acid (CBCA)	0.16	0.00	0.0
Cannabichromene (CBC)	0.19	1.50	3.1
<b>Total Cannabinoids</b>		<b>30.60</b>	<b>63.84</b>
<b>Total Potential THC**</b>		<b>0.40</b>	<b>0.83</b>
<b>Total Potential CBD**</b>		<b>27.80</b>	<b>58.00</b>

NOTES: per tube

% = % (w/w) = Percent (Weight of Analyte / Weight of Product)

\* Total Cannabinoids result reflects the absolute sum of all cannabinoids detected.

\*\* Total Potential THC/CBD is calculated using the following formulas to take into account the loss of a carboxyl group during decarboxylation step.

$$\text{Total THC} = \text{THC} + (\text{THCa} * (0.877)) \text{ and Total CBD} = \text{CBD} + (\text{CBDa} * (0.877))$$
**FINAL APPROVAL**

  
 Daniel Weidensaul  
 10-Sep-2019  
 6:04 PM  
 PREPARED BY / DATE

  
 Greg Zimpfer  
 10-Sep-2019  
 7:18 PM  
 APPROVED BY / DATE

Testing results are based solely upon the sample submitted to Botanacor Laboratories, LLC, in the condition it was received. Botanacor Laboratories, LLC warrants that all analytical work is conducted professionally in accordance with all applicable standard laboratory practices using validated methods. Data was generated using an unbroken chain of comparison to NIST traceable Reference Standards and Certified Reference Materials. This report may not be reproduced, except in full, without the written approval of Botanacor Laboratories, LLC. ISO/IEC 17025:2005 Accredited A2LA Certificate Number 4329.02



Certificate #4329.02

**2019 Harvest Batch**

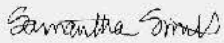
<b>Batch ID:</b>	HARVEST 2019	<b>Test ID:</b>	6216139.0032
<b>Reported:</b>	27-Nov-2019	<b>Method:</b>	TM16
<b>Type:</b>	Plant		
<b>Test:</b>	Pesticides		

**PESTICIDE RESIDUE**

Compound	Dynamic Range (ppb)	Result (ppb)	Compound	Dynamic Range (ppb)	Result (ppb)
Acephate	59 - 2754	ND*	Malathion	357 - 2754	ND*
Acetamiprid	59 - 2754	ND*	Metalaxyl	357 - 2754	ND*
Avermectin	357 - 2754	ND*	Methiocarb	59 - 2754	ND*
Azoxystrobin	59 - 2754	ND*	Methomyl	59 - 2754	ND*
Bifenazate	357 - 2754	ND*	MGK 264 1	357 - 2754	ND*
Boscalid	357 - 2754	ND*	MGK 264 2	357 - 2754	ND*
Carbaryl	59 - 2754	ND*	Myclobutanil	59 - 2754	ND*
Carbofuran	59 - 2754	ND*	Naled	357 - 2754	ND*
Chlorantraniliprole	357 - 2754	ND*	Oxamyl	59 - 2754	ND*
Chlorpyrifos	357 - 2754	ND*	Paclobutrazol	59 - 2754	ND*
Clofentezine	357 - 2754	ND*	Permethrin	357 - 2754	ND*
Diazinon	357 - 2754	ND*	Phosmet	357 - 2754	ND*
Dichlorvos	357 - 2754	ND*	Prophos	357 - 2754	ND*
Dimethoate	59 - 2754	ND*	Propoxur	59 - 2754	ND*
E-Fenproximate	357 - 2754	ND*	Pyridaben	59 - 2754	ND*
Etofenprox	59 - 2754	ND*	Spinosad A	59 - 2754	ND*
Etoxazole	59 - 2754	ND*	Spinosad D	59 - 2754	ND*
Fenoxycarb	357 - 2754	ND*	Spiromesifen	59 - 2754	ND*
Fipronil	357 - 2754	ND*	Spirotetramat	357 - 2754	ND*
Flonicamid	59 - 2754	ND*	Spiroxamine 1	59 - 2754	ND*
Fludioxonil	357 - 2754	ND*	Spiroxamine 2	59 - 2754	ND*
Hexythiazox	357 - 2754	ND*	Tebuconazole	357 - 2754	ND*
Imazail	59 - 2754	ND*	Thiacloprid	59 - 2754	ND*
Imidacloprid	59 - 2754	ND*	Thiamethoxam	59 - 2754	ND*
Kresoxim-methyl	357 - 2754	ND*	Trifloxystrobin	59 - 2754	ND*

\* ND = None Detected (Defined by Dynamic Range of the method)

N/A

**FINAL APPROVAL**

**Sam Smith**  
 27-Nov-2019  
 6:32 AM

PREPARED BY / DATE

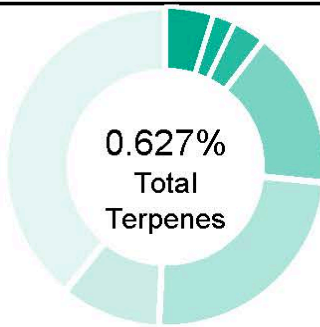

**David Green**  
 27-Nov-2019  
 8:41 AM

APPROVED BY / DATE

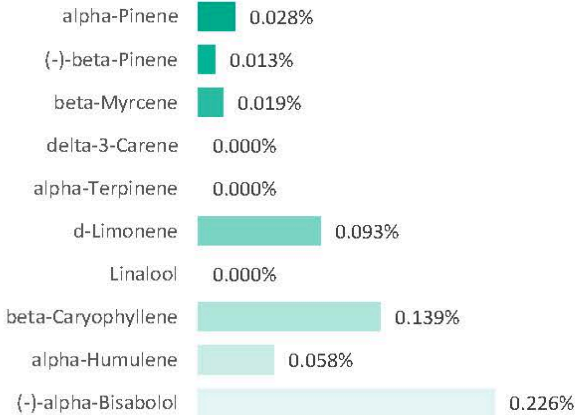
Testing results are based solely upon the sample submitted to Botanacor Laboratories, LLC, in the condition it was received. Botanacor Laboratories, LLC warrants that all analytical work is conducted professionally in accordance with all applicable standard laboratory practices using validated methods. Data was generated using an unbroken chain of comparison to NIST traceable Reference Standards and Certified Reference Materials. This report may not be reproduced, except in full, without the written approval of Botanacor Laboratories, LLC.

**MycoSkin Terpenes**

<b>Batch ID:</b>	12-04-2019	<b>Test ID:</b>	1414701.0019
<b>Reported:</b>	12-Apr-2019	<b>Method:</b>	TM10
<b>Type:</b>	Concentrate		
<b>Test:</b>	Terpenes		

**TERPENE PROFILE**


Compound	%(w/w)	mg/g
(-)-alpha-Bisabolol	0.226	2.26
Camphene	0.000	0
delta-3-Carene	0.000	0
beta-Caryophyllene	0.139	1.39
(-)-Caryophyllene Oxide	0.046	0.46
p-Cymene	0.000	0
Eucalyptol	0.005	0.05
Geraniol	0.000	0
alpha-Humulene	0.058	0.58
(-)-Isopulegol	0.000	0
d-Limonene	0.093	0.93
Linalool	0.000	0
beta-Myrcene	0.019	0.19
cis-Nerolidol	0.000	0
trans-Nerolidol	0.000	0
Ocimene	0.000	0
beta-Ocimene	0.000	0
alpha-Pinene	0.028	0.28
(-)-beta-Pinene	0.013	0.13
alpha-Terpinene	0.000	0
gamma-Terpinene	0.000	0
Terpinolene	0.000	0
	<b>0.627%</b>	<b>6.27mg</b>

**PREDOMINANT TERPENES**


NOTES: per serving

**FINAL APPROVAL**


 Greg Zimpfer  
 12-Apr-2019  
 7:17 PM



 Chris Jungling  
 12-Apr-2019  
 7:44 PM

Testing results are based solely upon the sample submitted to Botanacor Laboratories, LLC. Botanacor Laboratories, LLC warrants that all analytical work is conducted professionally in accordance with all applicable standard laboratory practices using validated methods. Data was generated using an unbroken chain of comparison to NIST traceable Reference Standards and Certified Reference Materials. This report may not be reproduced, except in full, without the written approval of Botanacor Laboratories, LLC. ISO/IEC 17025:2005 Accredited A2LA Certificate Number 4329.02